



LINER ORDER FORM

1746 LAKEWOOD ROAD

TOMS RIVER, NJ 08755

732 ■ 244 ■ 1444

Fax 732 ■ 341 ■ 1465

Outside of New Jersey 1 ■ 800 ■ 634 ■ 5467

E-mail: sales@dovervinyl.com

Website: www.dovervinyl.com



LINER ORDER FORM

1746 LAKEWOOD ROAD
TOMS RIVER, NJ 08755
732 ■ 244 ■ 1444
Fax 732 ■ 341 ■ 1465
Outside of NJ 1 ■ 800 ■ 634 ■ 5467
E-mail: sales@dovervinyl.com

Company _____ Customer Name _____
Address _____ City _____ State _____ Zip _____
PO# _____ Quantity _____ Date _____

STYLE:

- RECTANGLE
- OVAL
- GRECIAN
- LAZY ELL
- TRUE ELL
- FREE FORM
- OTHER _____

TYPE:

- HUNG
- OVERLAP (SPECIFY) _____" OVERLAP
- SAFETY LEDGE SIZE: _____"

CORNERS:

- SQUARE
- DIAGONAL (SPECIFY) _____ DIAG
- RADIUS (SPECIFY) _____ RADIUS

MATERIAL THICKNESS:

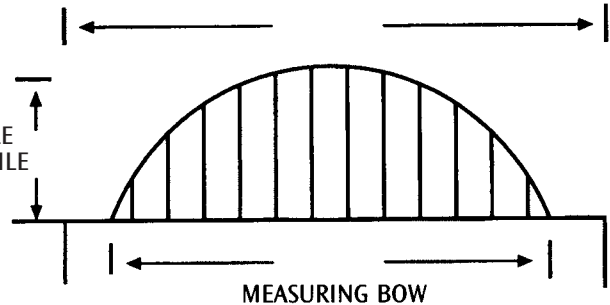
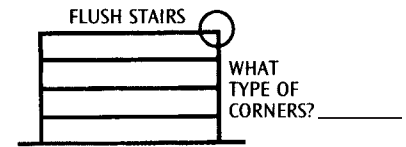
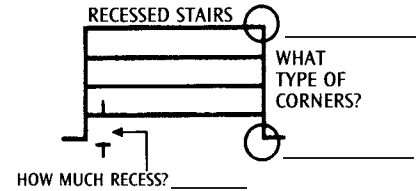
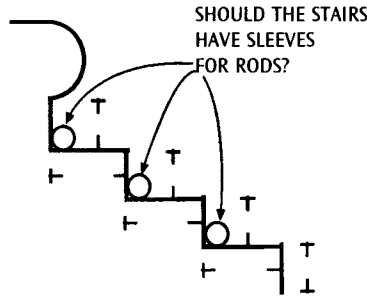
- 20 MIL.
- 27 MIL.

WALL:

- ADOBE DELUXE BLUE
- ADOBE DELUXE TEAL
- APACHE TILE
- AQUA MARINE TILE
- AQUARIA TILE
- BANYAN BAY TILE
- BLACK MARBLE
- BLUE ADOBE SAND TILE
- BLUE AQUA MARINE TILE
- BLUE CANYON SAND TILE
- BLUE RIDGE TILE
- CANYON DELUXE BLUE
- CANYON DELUXE TEAL
- COASTAL RIDGE TILE
- CORAL STONE ROCA TILE
- CRYSTAL WAVE TILE
- DARK TYE-DYE
- DESERT STONE TILE
- EARTHSTONE
- EMERALD TILE
- GOLD ODYSSEY TILE
- GRAND CAYMAN TILE
- GRAY CANYON REFLECTION
- GRAY CANYON SAND
- GRAYSTONE TILE
- MAJESTIC STONE TILE
- MARTINIQUE EGGPLANT TILE
- MARTINIQUE NATURAL TILE
- NAVAJO TILE
- ROYAL STONE ROCA TILE
- SARATOGA TILE
- SEA STAR TILE
- SHALESTONE TILE
- SILVER ODYSSEY TILE
- SONOMA TILE
- SPANISH STONE TILE
- STONE GARDEN BRONZE

- STONE GARDEN GOLD
 - TEAL ADOBE SAND TILE
 - TEAL CANYON SAND TILE
 - TERRA COTTA TILE
 - OTHER
- PLAIN:**
- BLACK
 - BLUE
 - DARK GRAY
 - LIGHT GRAY
 - ROYAL BLUE
 - WHITE
- FLOOR:**
- AQUARIA PRINT
 - BLACK MARBLE
 - BLUE ABYSS
 - BLUE CRACKED ICE PRINT
 - BLUE OCEAN PEBBLE PRINT
 - BLUE REFLECTIONS
 - BLUE SAND
 - BLUE STUCCO FLOOR
 - DARK TYE-DYE
 - FRESCO BOTTOM
 - GLACIER BAY FLOOR
 - GOLD ODYSSEY PRINT
 - GRANITE FLOOR
 - OCEAN PEBBLE PRINT
 - OCEANIC PRINT
 - RIVER PRINT
 - RIVER ROCK PRINT
 - SEA SWIRL BOTTOM
 - SILVER ODYSSEY PRINT
 - TEAL REFLECTIONS
 - TEAL SAND
 - WHITE CRACKED ICE PRINT
 - WHITE STUCCO FLOOR
 - OTHER

DOES POOL HAVE A STAIR? YES NO



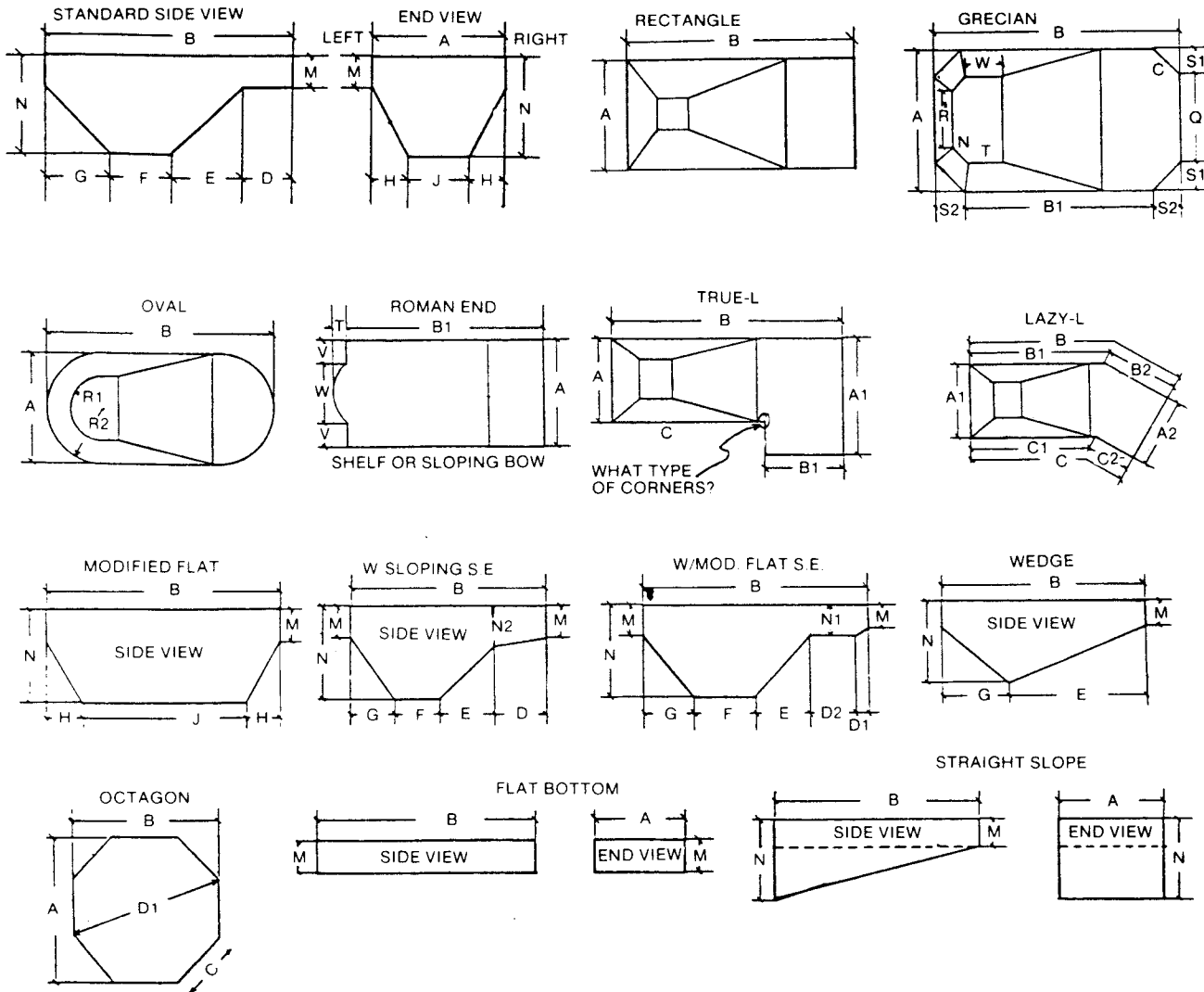
1. Secure string or straight edge at opening of bow.
2. Locate center of opening & mark.
3. Put marks every 12" in both directions.
4. Measure from each mark out to curve of bow.
5. Measure short panels on each side of bow.
6. Measure opening of bow.
7. Add lengths of short panels & opening of bow to be sure they total width of pool.

NOTES:



SPECIAL LINER

Reference Sheet



WHAT TYPE OF CORNERS?

POOL DIMENSIONS:

- | | | |
|----------|----------|----------|
| A _____ | E _____ | R _____ |
| A1 _____ | F _____ | R1 _____ |
| A2 _____ | G _____ | R2 _____ |
| B _____ | H _____ | S _____ |
| B1 _____ | J _____ | S1 _____ |
| B2 _____ | K _____ | S2 _____ |
| C _____ | L _____ | T _____ |
| C1 _____ | M _____ | U _____ |
| C2 _____ | N _____ | V _____ |
| D _____ | N1 _____ | W _____ |
| D1 _____ | P _____ | |
| D2 _____ | Q _____ | |

NOTE:

1. All dimensions presented must be accurate.
2. We will allow for shortage or stretch on liners based upon your dimensions.
3. Liners that are measured correctly will fit better and last longer.
4. If pool has a stair other than vinyl covered, please indicate location above.

If pool has a stair other than vinyl covered, please indicate location above.

